

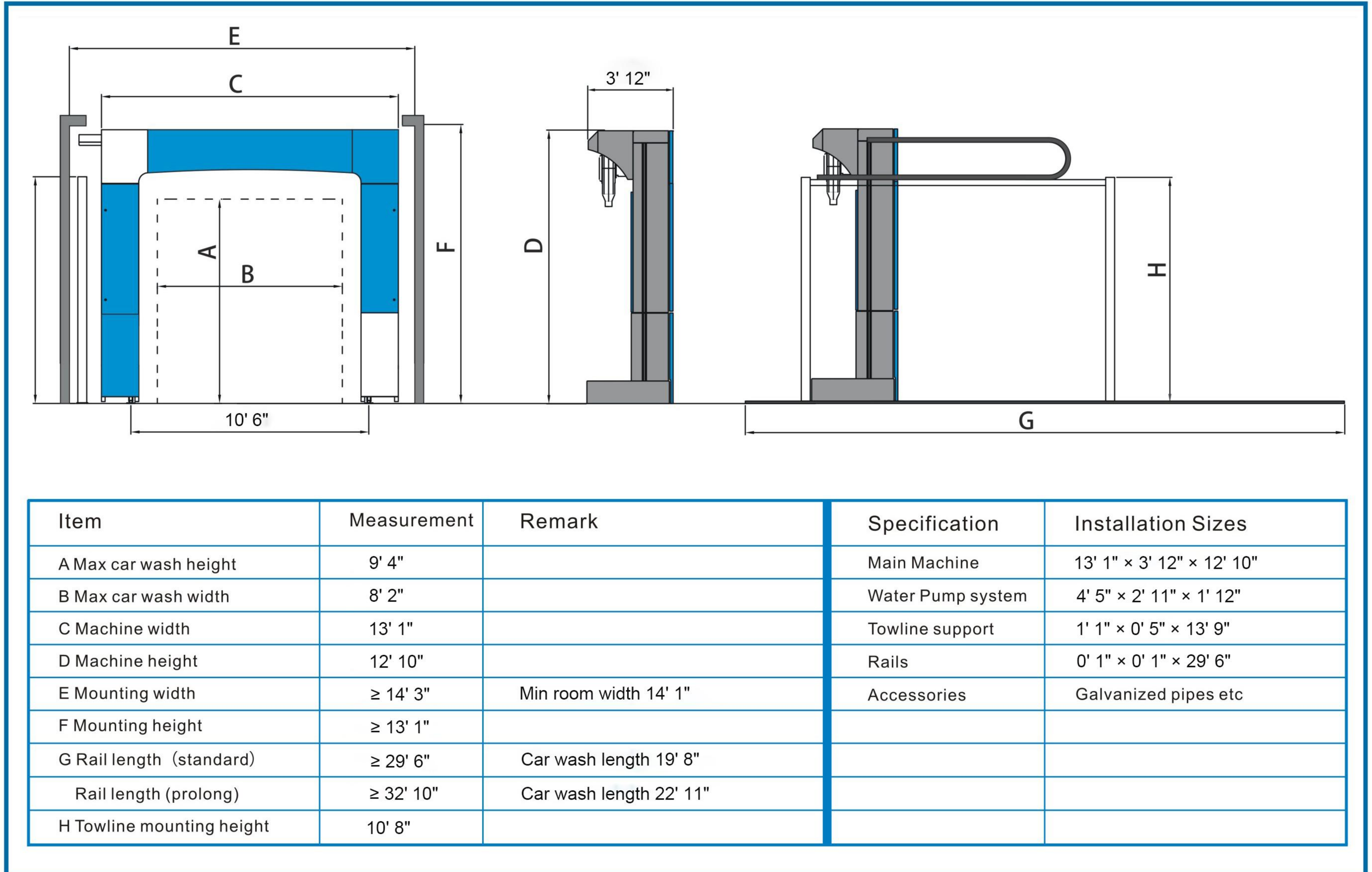


CAROLINA SHINE EQUIPMENT
LT BROCHURE

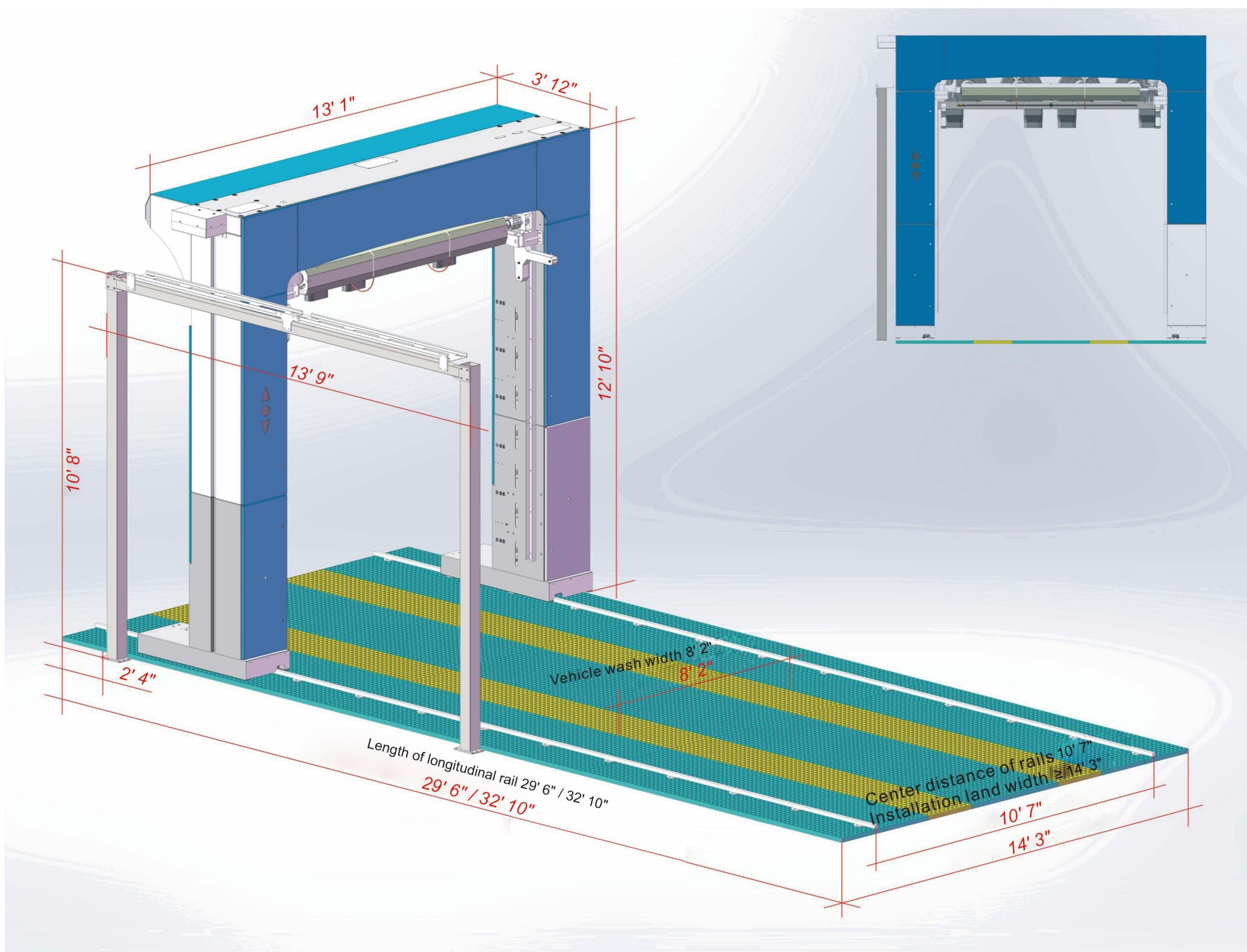
CAROLINA SHINE EQUIPMENT LT HP TOUCHFREE AUTOMATIC CAR WASH EQUIPMENT



Carolina Shine Equipment LT Dimensions



Carolina Shine Equipment LT Installation Sizes




CAROLINA SHINE EQUIPMENT TOUCHFREE LT



Carolina Shine Equipment LT Swing profiling high pressure jet + disinfection wash equipment
It can easily complete the cleaning of the vehicle, and carry out disinfection and sterilization of the vehicle.

Emergency vehicles, cash transport vehicles, logistics vehicles, engineering vehicles, school buses, garbage trucks etc travel through crowded areas every day. Daily disinfection and regular cleaning are required to ensure the normal travel.

At present, there is no automatic disinfection and car washing equipment specifically designed for cleaning this type of vehicle on the market. Carolina Shine Equipment has fully considered the demand in the US market for cleaning and disinfecting larger vehicles. We organized a technical development and research team, carried out hardware and software system design according to customer needs, and developed automatic cleaning and disinfection equipment for special vehicles - Carolina Shine Equipment LT.




CAROLINA SHINE EQUIPMENT LT Fast Air Drying

Carolina shine equipment LT fast air drying system is driven by four 5.5kW motors and is embedded in the wash machine. The blower uses the principle of air flow and optimizes the arrangement of the air outlets. The concentrated air flow will reach the surface of the vehicle body at the fastest speed. The airflow column can quickly dry the water on the vehicle surface and gap.



Disinfection and sterilization of the vehicle

Carolina shine equipment LT integrates an intelligent chemical proportioning system, equipped with a variety of chemical program packages, cleaning liquid, crystal wax, disinfectant etc can be intelligently proportioned through this system.







CAROLINA SHINE EQUIPMENT LT Adopts a high-pressure swing design concept

CAROLINA SHINE EQUIPMENT LT

Carolina shine equipment LT adopts a high-pressure swing design concept. This unique, innovative and intelligent high-pressure washing system can completely imitate the manual car washing action, washing the vehicle up and down, left and right reciprocatingly, leaving no dead spots. The system is driven by an IP67 waterproof motor, swings at a 25° angle for washing, and is equipped with a high-pressure 0-degree linear nozzle, which can keep the water pressure at every point on the vehicle surface, and then a 15° angle fan nozzle is used for all-round washing. The cleaning coverage is wider, which can achieve faster and better cleaning results.



High-pressure 0-degree linear nozzle. No brush, no scratch.

The whole system not only reduces the number of nozzles, but also greatly reduces water consumption, saves energy and reduces consumption. It only needs 39.63 gallons of water to clean a medium and large car.

Carolina shine equipment LT

Swing profiling high pressure jet + disinfection wash equipment

Carolina shine equipment LT

produced with high-quality materials and advanced manufacturing technology. The sheet metal is made of high-strength pickled sheet metal by bending and welding, with good integrity and higher strength. The anti-rust process of electrophoresis and plastic spraying has reached the automotive standard. The motor and reducer adopts IP67 waterproof grade, and can be installed in a open place. Machine lifetime could be more than 10 years.

CAROLINA SHINE EQUIPMENT LT

German Igus cable



All achieve **IP67** waterproof

All lifting, rotating, walking motors and reducers are Italy brand. Long lifetime in harsh washing environment



German Igus towline



Italy AR High Pressure Pump



American Parker high pressure pipe



American SPRAY high-pressure nozzle



German Siemens inverter




German Siemens Motors

German P+F sensor



Japan NSK transmission bearings



Taiwan Delta PLC



French Schneider Low-Voltage Appliance

Italy MEGADYNE timing belt



Carolina Shine Equipment High Quality

Even a small screw, spring washer, flat washer, key pin, snap ring etc are all made of 304 stainless steel.

CAROLINA SHINE EQUIPMENT LT

TECHNICAL PARAMETERS

Item	Parameters / Process / Brand /Consumption	Configuration/function	LT
Power Requirement	3 Phase 208V / 60Hz	Contour-following lifting rotation vehicle identification system	<input checked="" type="checkbox"/>
Control System	Taiwan Delta Industrial Control PLC	Lifting high pressure swing rinse	<input checked="" type="checkbox"/>
Electrical Components	French Schneider	High pressure side swing rinse	<input checked="" type="checkbox"/>
Sensor	German B+F /Switzerland Contrinex (Import)	Intelligent chemical mixing system	<input checked="" type="checkbox"/>
Water Pump	Italy AR pump (Import)	Intelligent disinfectant mixing system	<input checked="" type="checkbox"/>
Pump Motor	German Siemens	Intelligent wax mixing system	<input checked="" type="checkbox"/>
Air Dryer Aluminum Motor	China Brand Aluminum Motors (7.38HP * 4)	Fixed Air Dryers	<input checked="" type="checkbox"/>
Wind Drum/Impeller	Engineering plastic (corrosion-resistant) * 4 / Electrophoresis + Plastic spray * 4	LED Arrow Tips (forward, stop, back)	<input checked="" type="checkbox"/>
Frequency Conversion Drive System	German Siemens	Language guidance Smart parking	<input checked="" type="checkbox"/>
High-pressure Hose	American Parker	Contour-following flushing intelligent safety anti-collision ring	<input checked="" type="checkbox"/>
Engineering Towline	German IGUS (Import)	Self-service car wash	<input checked="" type="checkbox"/>
Towline Cable	German IGUS (Import)	Cloud remote monitoring	<input checked="" type="checkbox"/>
Lifting Timing Belt	Italy MEGADYNE	APP background management	<input checked="" type="checkbox"/>
Drive Bearing	Japan NSK Bearings	Touch screen/remote control operation	<input checked="" type="checkbox"/>
High Pressure Nozzle	American Spray 316 hardened stainless steel	Car wash quantity report statistics	<input checked="" type="checkbox"/>
Longitudinal Motor/Reducer	Import from Italy(waterproof IP67)	Car wash mode selection	<input checked="" type="checkbox"/>
Lifting flushing Motor/Reducer	Import from Italy(waterproof IP67)	Fault self-test function	<input checked="" type="checkbox"/>
Lifting Rotary Motor/Reducer	Import from Italy(waterproof IP67)	Operation permission setting	<input checked="" type="checkbox"/>
Swing High pressure rinse motor*3	Import Brand(waterproof IP67)	Automatic standby function	<input checked="" type="checkbox"/>
Frame Sheet Metal Anti-rust Process	Electrophoresis + plastic spray (outdoor plastic powder)	Emergency stop function	<input checked="" type="checkbox"/>
Frame Sheet Metal Manufacturing standard	1/8" - 5/32" pickling plate whole bent without welding	Remote upgrade service	<input checked="" type="checkbox"/>
Contour-following flushing device	304 Stainless Steel	4G/5G Network Transmission Control Module	<input checked="" type="checkbox"/>
High pressure rotary control valve	Import from USA	Reverse Osmosis Water Equipment	<input type="checkbox"/>
Pneumatic Components	Taiwan AirTAC	Water recycling system	<input type="checkbox"/>
Rails	1 1/4" * 1 1/4" Solid Square Steel		
Water Consumption/Power Consumption	0.8kwh-1.2kwh/Car, 39.6 gallons-52.8 gallons/Car		
Chemical Consumption /disinfectant Consumption	0.28 USD - 0.70 USD/Car		

Explanation: Standard Optional

Strictly design and produce according with European and American standards, keep improving and pursue zero-fault product quality goals.